



WE SUPPLY WITH EMERGENCY ACCESS UNLESS OTHERWISE SPECIFIED



RED

LOCATION OF WINDOW CHANGES ACCORDING TO LOCK BEING USED.

SPINDLE CHANGES ACCORDING TO LOCK BEING USED. SPINDLE TO HAVE A SQUARE OR RECTANGULAR SHAPE.



GREEN

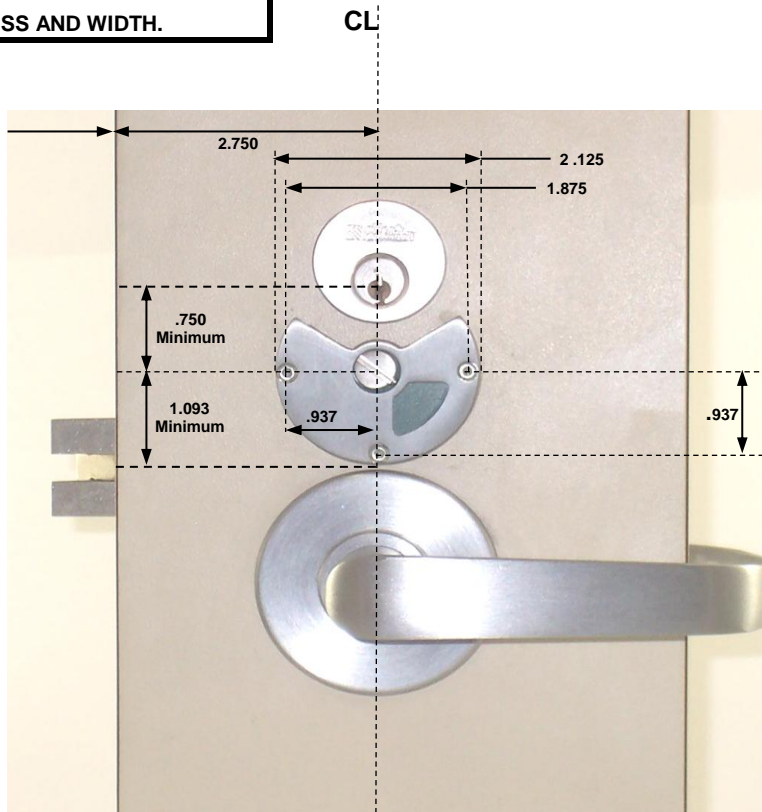
3 EA. # 4 SHEET METAL

GREEN: INDICATES THAT DOOR IS UNLOCKED OR UNOCCUPIED

RED: INDICATES THAT THE DOOR IS LOCKED OR OCCUPIED.

NOTE: WHEN ORDERING SPECIFY DOOR THICKNESS AND IF AN ESCUTCHEON IS BEING USED, PROVIDE ESCUTCHEON THICKNESS AND WIDTH.

WHEN ORDERING, PLEASE PRINT AND FILL OUT THE 5004 SHEET AND SUBMIT IT WITH YOUR ORDER.



3/8" HOLE DIA. PREP ON DOOR, TO OPERATE SPINDLE WITHOUT ANY INTERFERENCE.

- 5004-1 SARGEANT
- 5004-2 SCHLAGE
- 5004-3 CORBIN RUSSWIN
- 5004-4 YALE
- 5004-5 FALCON
- 5004-6 BEST
- 5004-7 MARKS
- 5004-8 ARROW
- 5004-9 PDQ
- 5004-10 ACCURATE
- 5004-11 DORMA 9000 SERIES
- 5004-12 DORMA
- 5004-13 CAL-ROYAL
- 5004-14 STANLEY QMS140

REVISION RECORD: ADDED DIM'S 2.125, 1.875, 5004-10 ACCURATE, 5004-11 DORMA 9000 SERIES, 5004-12 DORMA, 5004-13 CAL-ROYAL, 5004-14 STANLEY QMS140, MODIFIED EMERGENCY ACCESS NOTE, SGH/AG, 3/05/14
 SUPERSEDES REVISION: 10/18/2006

NOTE: This template is provided for use only on the job for which it was requested. Trimco reserves the right to make changes without notice. Trimco will not be responsible for errors or damage caused by the use of out-of-date templates.

DATE

3/5/2014