



Trimco[®]
SINCE 1949

PRODUCT:

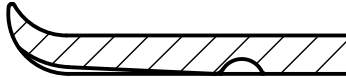

1559A - ROLLER STRIKE TEMPLATE

NOTES:

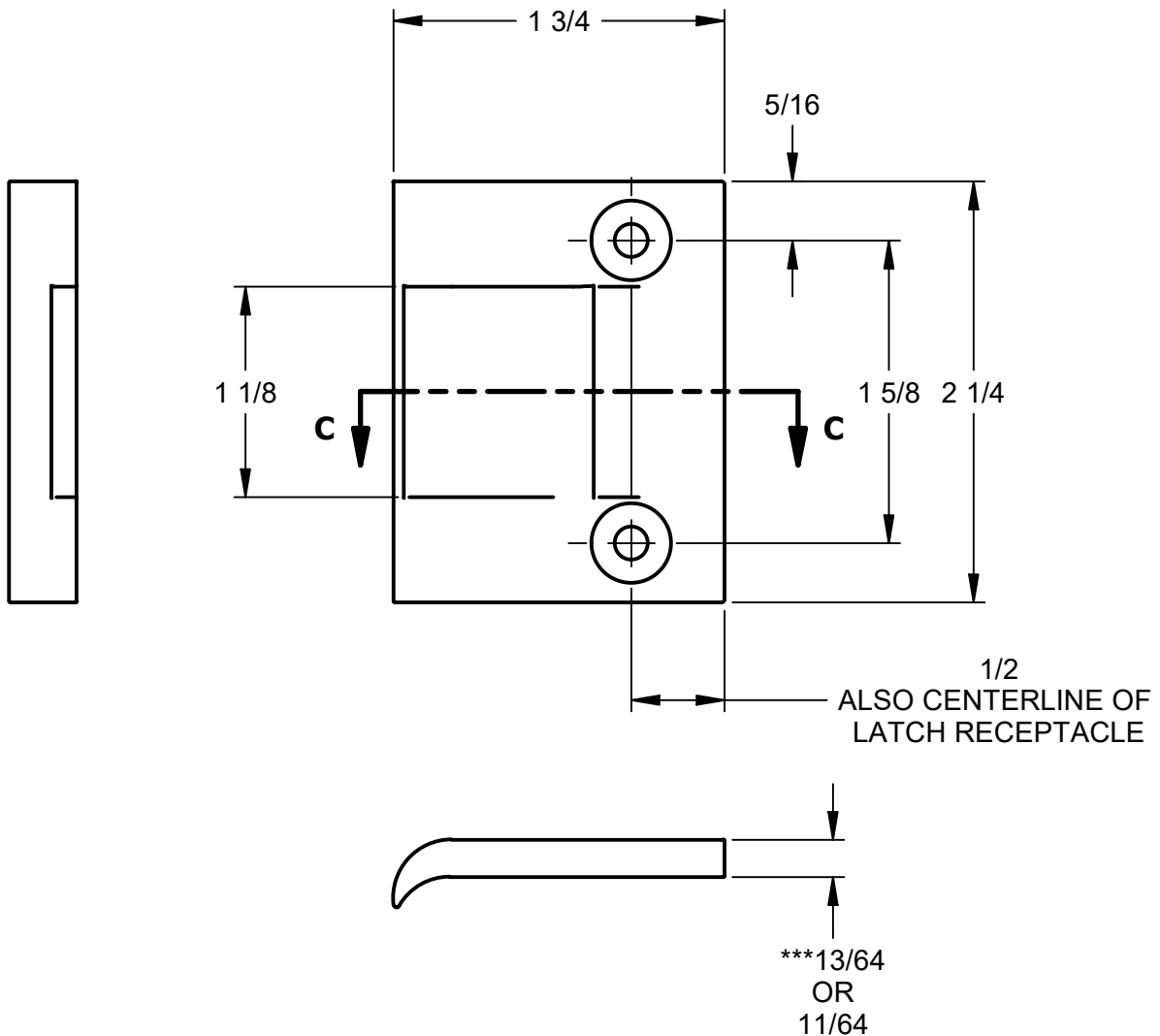
FOR USE WITH 1559 ROLLER LATCH.

SUPPLIED WITH TWO (2) #8 X 3/4 FLAT HEAD, PHILLIPS DRIVE COMBO SCREWS

*** AS A GENERAL RULE, STRIKES ORDERED IN A 626 FINISH ARE 11/64" THICK;
STRIKES IN ALL OTHER FINISHES ARE 13/64".



SECTION C-C
SCALE 1 : 1



TEMPLATE# 18919

SHEET

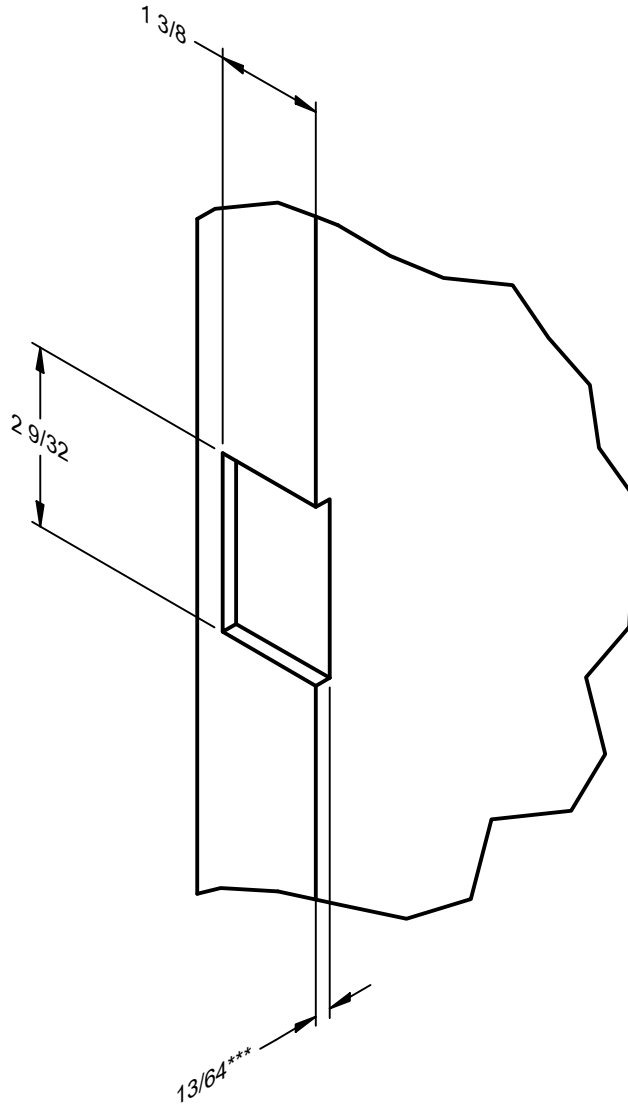
1 OF 2

TRIANGLE BRASS MANUFACTURING
1351 ROCKY POINT DRIVE
OCEANSIDE, CA 92056
WWW.TRIMCOHARDWARE.COM

REVISION# 01

This template is provided for use only on the job for which it was requested. Trimco reserves the right to make design changes without notice. Trimco will not be responsible for errors or damage caused by the use of out-of-date templates.

APPROVED ON: 5/10/2023



*** DEPTH OF CUT WILL VARY. AT THIS POINT TRIMCO'S 1559A STRIKES COME IN TWO DIFFERENT THICKNESSES - $\frac{13}{64}$ AND $\frac{11}{64}$ INCHES. THE IDEA IN MOUNTING THESE STRIKES IS THAT THEY SIT FLUSH WITH THE DOOR JAM. IF THE STRIKE IS $\frac{13}{64}$ INCHES THICK THEN THE CUT SHOULD BE $\frac{13}{64}$ DEEP. IF THE STRIKE IS $\frac{11}{64}$ INCHES THICK THEN THE CUT SHOULD BE $\frac{11}{64}$ DEEP.

*** AS A GENERAL RULE, STRIKES ORDERED IN A 626 FINISH ARE $\frac{11}{64}$ " THICK; STRIKES IN ALL OTHER FINISHES ARE $\frac{13}{64}$ ".
BEST PRACTICE IS TO INSPECT THE STRIKES PRIOR TO PREP.

TEMPLATE# 18919

SHEET

2 OF 2

REVISION# 01

APPROVED ON: 5/10/2023

This template is provided for use only on the job for which it was requested. Trimco reserves the right to make design changes without notice. Trimco will not be responsible for errors or damage caused by the use of out-of-date templates.

TRIANGLE BRASS MANUFACTURING
1351 ROCKY POINT DRIVE
OCEANSIDE, CA 92056
WWW.TRIMCOHARDWARE.COM