

# INSTRUCTIONS FOR ORDER TRACKING & ONLINE STORE

1351 Rocky Point Drive  
Oceanside, CA 92056  
(323) 262-4191

[WWW.TRIMCOHARDWARE.COM](http://WWW.TRIMCOHARDWARE.COM)



**Trimco**<sup>®</sup>

SINCE 1949

# Instructions for Order Tracking and Online Store

---

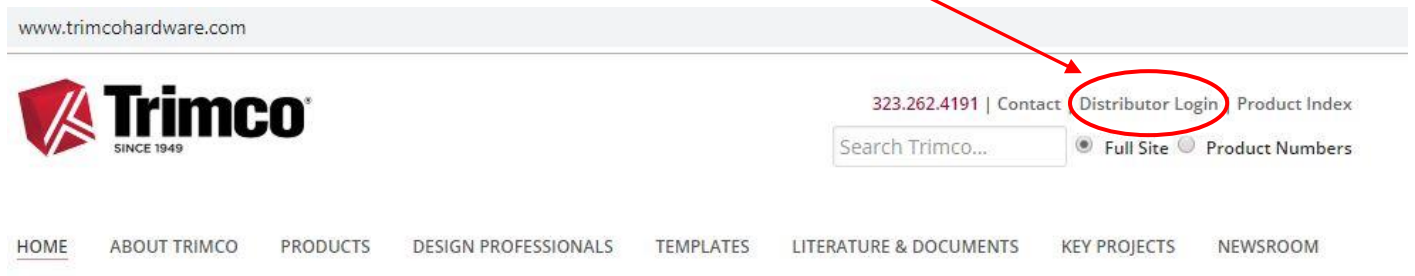
## Table of Contents

<b>LOGGING IN .....</b>	<b>2</b>
DISTRIBUTOR LOGIN .....	2
ENTERING SITE .....	3
<b>ORDER TRACKING .....</b>	<b>4</b>
FINDING/ENTERING YOUR PURCHASE ORDER, PART NUMBER, OR SALES ORDER.....	5
REORDERING LINE ITEMS, OBTAINING A COPY OF A SALES ORDER, OR MAKING A CREDIT CARD PAYMENT .....	6
OBTAINING A TRACKING NUMBER FOR A SHIPMENT.....	7
CUSTOMER STATEMENT AND INVOICE PAYMENT OPTIONS .....	8
OBTAIN A COPY OF AN INVOICE .....	9
<b>ONLINE STORE PURCHASING .....</b>	<b>10</b>
DISTRIBUTOR LOGIN .....	10
ENTERING SITE .....	11
MANUAL PARTS ENTRY/INPUT .....	12
BROWSING PRODUCT CATEGORIES.....	13
BROWSING PRODUCTS WITHIN A CATEGORY .....	14
ADDING A PRODUCT TO FAVORITES.....	14
ADDING A PRODUCT AND QUANTITY TO YOUR CART .....	15
VIEWING YOUR CART .....	15
VIEWING TOTAL CHARGE IN YOUR CART .....	16
INPUTTING SPECIAL INSTRUCTIONS FOR YOUR ORDER.....	16
CHECKING OUT YOUR ORDER .....	16
PAYING BY CREDIT CARD .....	17
PAYING BY PURCHASE ORDER.....	17
CHOOSING YOUR SHIPPING OPTIONS .....	17
SUBMITTING YOUR ORDER .....	17



## -Logging In-

1. To use our online store, you need to visit our website at: <http://www.trimcohardware.com/>. Once you are at the home page, **click** on the tab that says: “**Distributor Login**”.



2. Now you will come to the following window. At this point, you want to enter your Email address and Password. Then **click** “**Log In**”.  
If you do not have login credentials and are a Trimco Customer, please call the number shown below to register for a username and password or **click** on “**click here**” to see a list of representatives in your area to contact for registration.



To set up an account with Trimco, you can **click** “**Web Master**” as shown above, call us at (323) 262-4191 or send an email to: [csr@trimcohardware.com](mailto:csr@trimcohardware.com).

- After entering your Email address and Password, you will come to the next page which may contain important general information about shipping and ordering from our Online Store. After reading the post-login page, **click** on “ENTER SITE”.

← → ↻ <https://store.trimcohardware.com/eTrimco/Start.htm> ☆ M ⋮

## PLEASE READ BEFORE PLACING AN ORDER!

### Important Notes

- There is a \$50.00 net minimum per invoice to one location for orders placed online.
- Quantities shown are what is currently in stock. If the quantity needed exceeds this amount, your order will be shipped within the standard lead-time or you can request "Ship & Backorder" when placing your order.
- Only standard products are available online. Orders for custom items or modifications to standard product must be sent to the factory.
- Standard pricing applies to online orders. Quoted jobs must be sent to the factory.
- If the finish required is not listed, please send the order to the factory.
- 2% discount is applied immediately to each line item, once the order is entered.
- Full freight allowed on orders totaling \$1,000.00 or more net billing, within the Continental United States only, on a carrier selected by Trimco.** **Canada** - Trimco pays all freight on all orders of \$2,500 or more. **Hawaii** - Trimco pays freight on all orders of \$2,000 or more, this includes ocean and delivery charges. Orders of less than \$2,000, customer pays all freight charges. **Mexico** - Trimco pays freight on all orders of \$1,000 or more (up to the U.S. border); customer will pay balance from there on. **Puerto Rico** - Trimco pays ground, ocean and island delivery on all orders of \$2,500 or more. Orders @ \$1,000 to \$2,499, Trimco pays ground continental US only & customer pays ocean and island charges. Less than \$1,000, customer pays all freight charges. **Others - Europe, Saudia Arabia, Japan, England, India, China, Egypt, etc., CUSTOMER PAYS ALL FREIGHT CHARGES.**
- All items come with standard fasteners. Any product requiring special fasteners, such as Torx security or spanner head security screws, should be ordered from the factory. Exception - Stainless steel (630) kick plates can be ordered with Torx security screws or spanner head security screws.

### Kick, Mop, & Armor Plates

- Please note that the following packaging charges apply:

\$5.00 for less than 5 kick/mop plates

\$15.00 for less than 3 armor plates

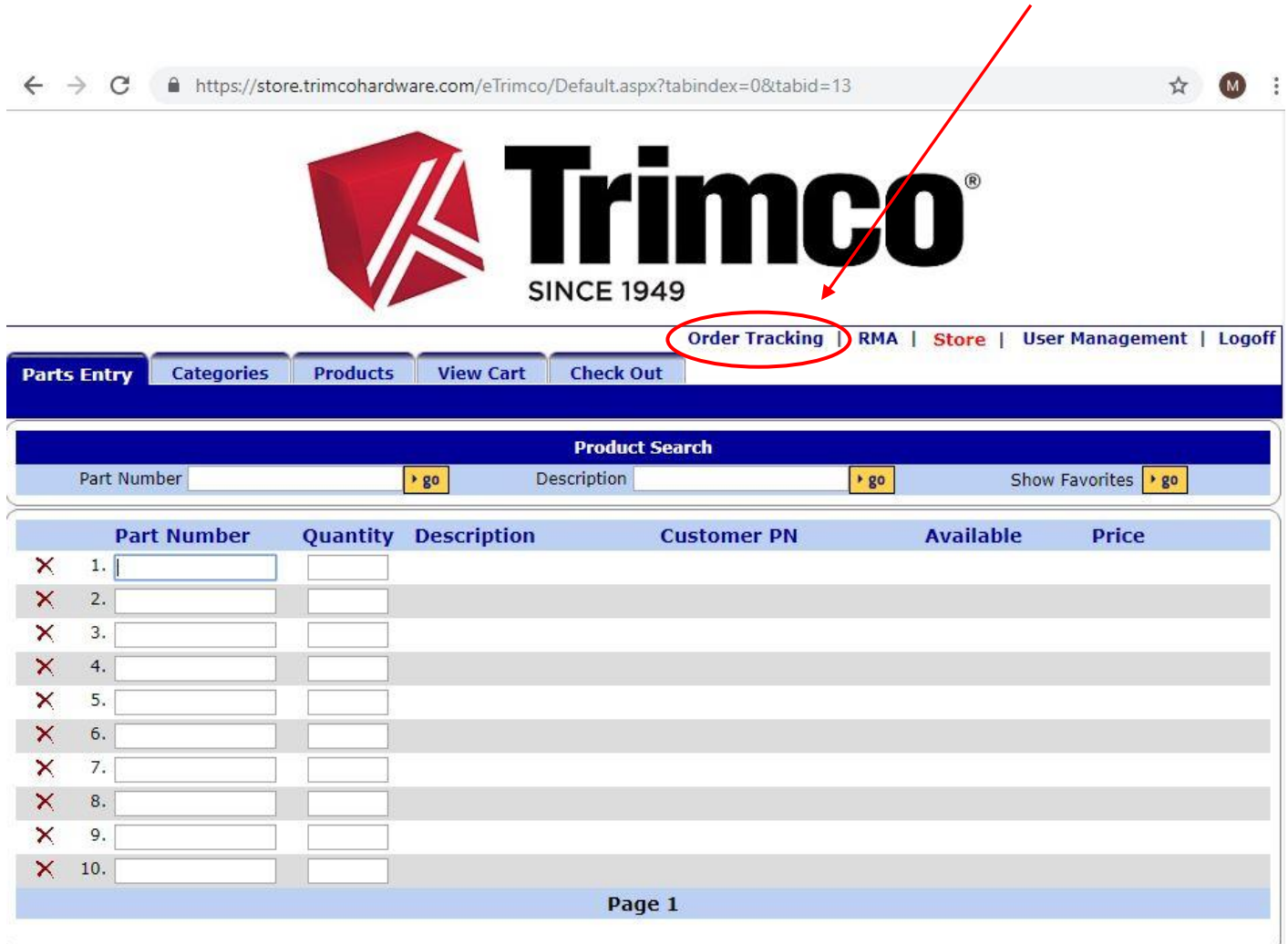
These charges will be added to your order after it is submitted to customer service if they apply.

- Special size kick plates are available with a delivery of approximately 5 working days.
- Prices for kick, mop & armor plates reflects Trimco's standard beveled 4 edges. There is an up-charge for Heavy B4E.
- When ordered with Torx security screws or spanner head security screws, please add for these using the following as item numbers for the different size plates.
  - TORX-MP.0 = Plates less then 12" - \$7.00 net per plate
  - TORX-KP-1.0 = Plates from 12" to 17" high - \$9.00 net per plate
  - TORX-AP-1.0 = Plates from 17" to 24" high - \$12.00 net per plate
  - TORX-AP-2.0 = Plates from 24" to 48" high - \$16.00 net per plate
  - SPANNER-MP.0 = Plates less then 12" high - \$3.50 net per plate
  - SPANNER-KP-1.0 = Plates from 12" to 17" high - \$5.00 net per plate
  - SPANNER-AP-1.0 = Plates from 17" to 24" high - \$6.00 net per plate
  - SPANNER-AP-2.0 = Plates from 24" to 48" high - \$9.00 net per plate

**[ENTER SITE](#)**

# -Order Tracking-


4. To track or check the status of an order that has been placed, click on “Order Tracking”.



The screenshot shows the Trimco website interface. At the top, the Trimco logo and "SINCE 1949" are displayed. Below the logo, a navigation menu includes "Order Tracking", "RMA", "Store", "User Management", and "Logoff". The "Order Tracking" link is circled in red, and a red arrow points to it from the text above. Below the navigation menu, there are buttons for "Parts Entry", "Categories", "Products", "View Cart", and "Check Out". A "Product Search" section contains input fields for "Part Number" and "Description", each with a "go" button, and a "Show Favorites" button. Below the search section is a table with 10 rows, each containing a red 'X' icon, a number (1-10), and input fields for "Part Number", "Quantity", "Description", "Customer PN", "Available", and "Price". The table is currently empty. At the bottom of the table area, it says "Page 1".

5. Once you have entered the *Order Tracking* page there are multiple ways to pull up an order. Either enter the **Purchase Order, Part Number, or Sales Order**. Or simply **click** on the sales order or purchase order from the prompted list shown on your *Order Tracking* page. As an example, we will **click** the random sample order “**HUNT02**”.

← → ↻ <https://store.trimcohardware.com/eTrimco/Default.aspx?appname=Order%20Tracking&tabname=Select%20Order> ☆ M



# Trimco

SINCE 1949

**Customer No:** SAMPLE      TRIMCO  
**Contact:**                      1351 ROCKY POINT DRIVE  
**Phone:**                            OCEANSIDE, CA 92056

[Order Tracking](#) | [RMA](#) | [Store](#) | [User Management](#) | [Logoff](#)

Select Order
Order Lines
Shipments
Invoices

Purchase Order

Part Number

Sales Order

Invoice No

Start Date

mm/dd/yyyy

End Date

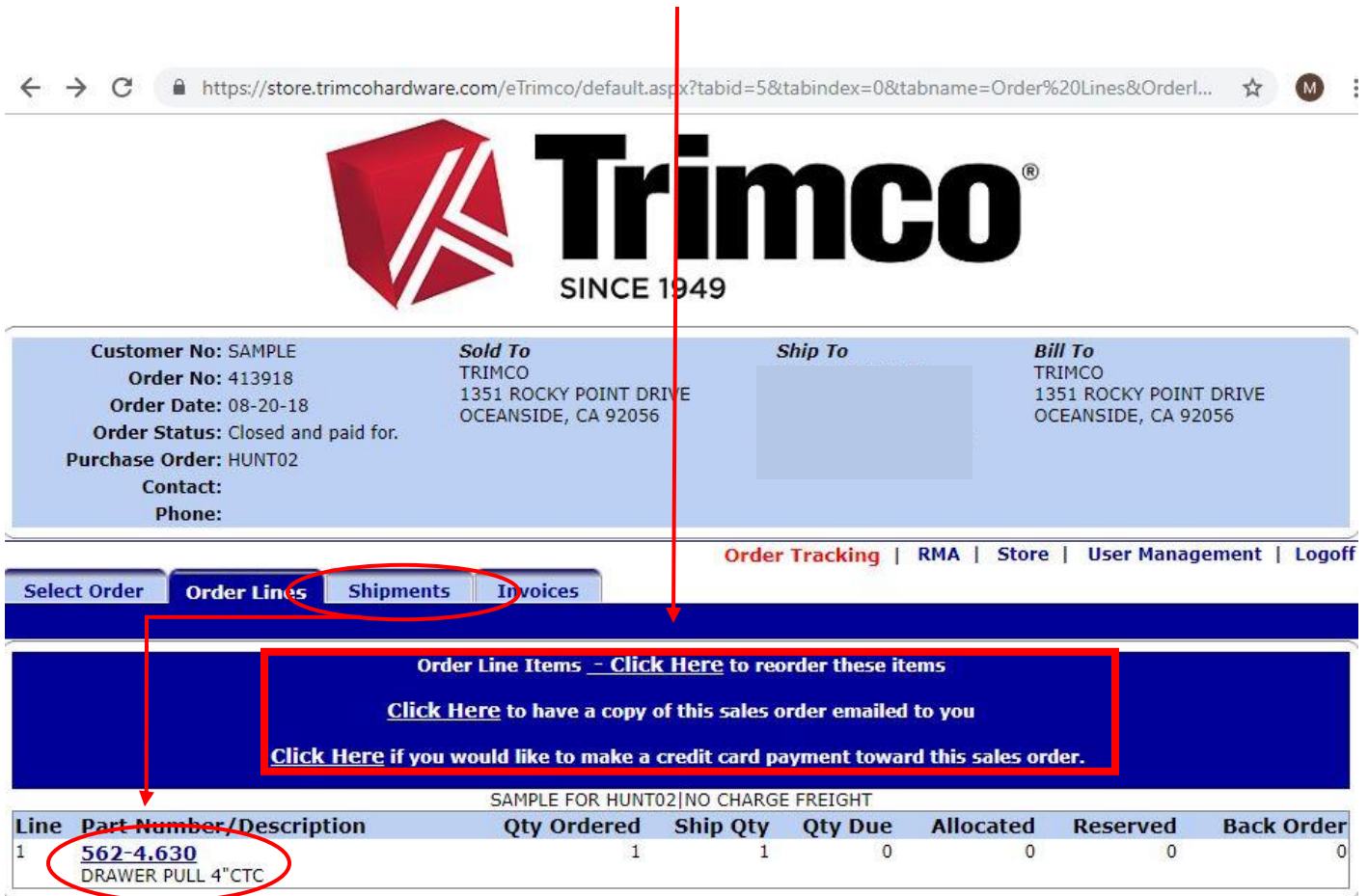
mm/dd/yyyy

Sales Order	Purchase Order	Date	Sched Date	Ship Date	Status
<a href="#">414881</a>	<a href="#">JONA00</a>	09-12-18	10-03-18	09-14-18	Complete.
<a href="#">414702</a>	<a href="#">KELLOGGS</a>	09-07-18	11-12-18		New.
<a href="#">414721</a>	<a href="#">GLOR00</a>	09-07-18	09-12-18	09-11-18	Complete.
<a href="#">414496</a>	<a href="#">KELL04</a>	09-04-18	09-25-18		New.
<a href="#">414290</a>	<a href="#">LANM00</a>	08-28-18	08-31-18	08-31-18	New.
<a href="#">414347</a>	<a href="#">SAMPLE</a>	08-28-18	08-31-18	08-28-18	Complete.
<a href="#">414248</a>	<a href="#">DOORCAPSAMPLE</a>	08-27-18	09-18-18		New.
<a href="#">414144</a>	<a href="#">WOODGRAINPULLS</a>	08-23-18	09-18-18	08-23-18	Complete.
<a href="#">414045</a>	<a href="#">DUNK00</a>	08-22-18	11-02-18	08-29-18	Complete.
<a href="#">414003</a>	<a href="#">MCCA03</a>	08-21-18	09-14-18	09-05-18	Complete.
<a href="#">413918</a>	<a href="#">HUNT02</a>	08-20-18	08-23-18	08-21-18	Complete.
<a href="#">413941</a>	<a href="#">HAFE03REPL</a>	08-20-18	09-20-18		New.
<a href="#">413818</a>	<a href="#">SAMPLE</a>	08-17-18	08-22-18	08-17-18	Complete.
<a href="#">413825</a>	<a href="#">CASC00</a>	08-17-18	09-12-18	08-17-18	Complete.
<a href="#">413760</a>	<a href="#">SECU10</a>	08-16-18	09-06-18		New.

Page 1 2 3 4 5 6 7 8 9 10 ...



6. Now you land on the *Order Lines* page, where you can **reorder the line items** chosen, have a **copy of the sales order emailed** to you, or **make a credit card payment** toward this sales order.



Customer No: SAMPLE  
 Order No: 413918  
 Order Date: 08-20-18  
 Order Status: Closed and paid for.  
 Purchase Order: HUNT02  
 Contact:  
 Phone:

Sold To  
 TRIMCO  
 1351 ROCKY POINT DRIVE  
 OCEANSIDE, CA 92056

Ship To

Bill To  
 TRIMCO  
 1351 ROCKY POINT DRIVE  
 OCEANSIDE, CA 92056

Order Tracking | RMA | Store | User Management | Logoff

Select Order | **Order Lines** | Shipments | Invoices

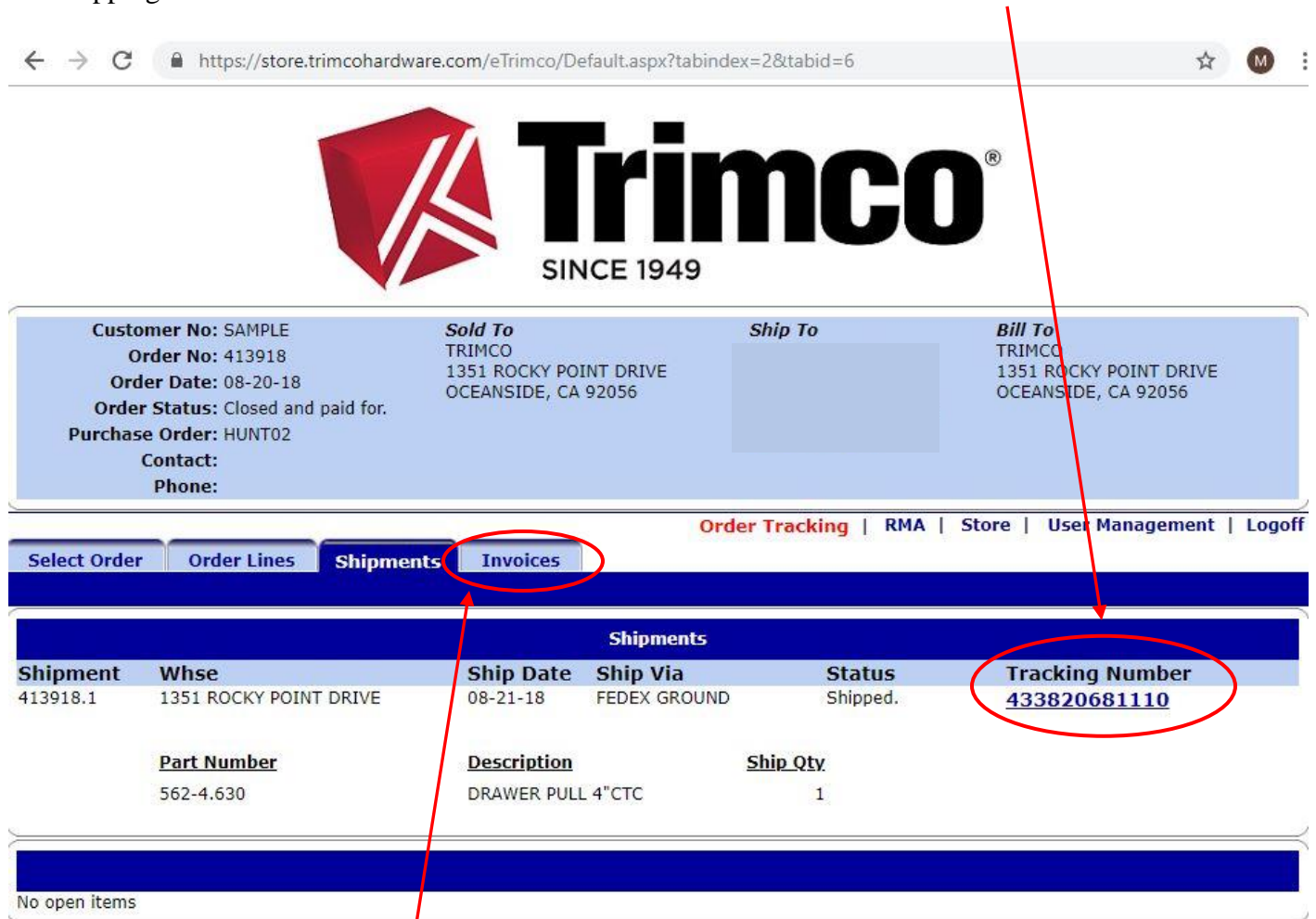
Order Line Items - [Click Here](#) to reorder these items  
[Click Here](#) to have a copy of this sales order emailed to you  
[Click Here](#) if you would like to make a credit card payment toward this sales order.

SAMPLE FOR HUNT02|NO CHARGE FREIGHT

Line	Part Number/Description	Qty Ordered	Ship Qty	Qty Due	Allocated	Reserved	Back Order
1	<b>562-4.630</b> DRAWER PULL 4"CTC	1	1	0	0	0	0


You can also see shipping information, just **click** the “Shipments” tab or **click** on a “Part Number”. Both options would land on the same page where shipping information is shown.

7. Once you have landed on the *Shipments* tab, you can **click** on the “**Tracking Number**” which would route you to the shipping page/website of the corresponding carrier to the chosen order. In this case, it would open FedEx’s Order Tracking page because the customer chose to use FedEx Ground Shipping.



Browser address bar: <https://store.trimcohardware.com/eTrimco/Default.aspx?tabindex=2&tabid=6>

**Trimco**  
SINCE 1949

<b>Customer No:</b> SAMPLE <b>Order No:</b> 413918 <b>Order Date:</b> 08-20-18 <b>Order Status:</b> Closed and paid for. <b>Purchase Order:</b> HUNT02 <b>Contact:</b> <b>Phone:</b>	<b>Sold To</b> TRIMCO 1351 ROCKY POINT DRIVE OCEANSIDE, CA 92056	<b>Ship To</b> 	<b>Bill To</b> TRIMCO 1351 ROCKY POINT DRIVE OCEANSIDE, CA 92056
--	---	--	---

Order Tracking | RMA | Store | User Management | Logoff

Select Order | Order Lines | **Shipments** | **Invoices**

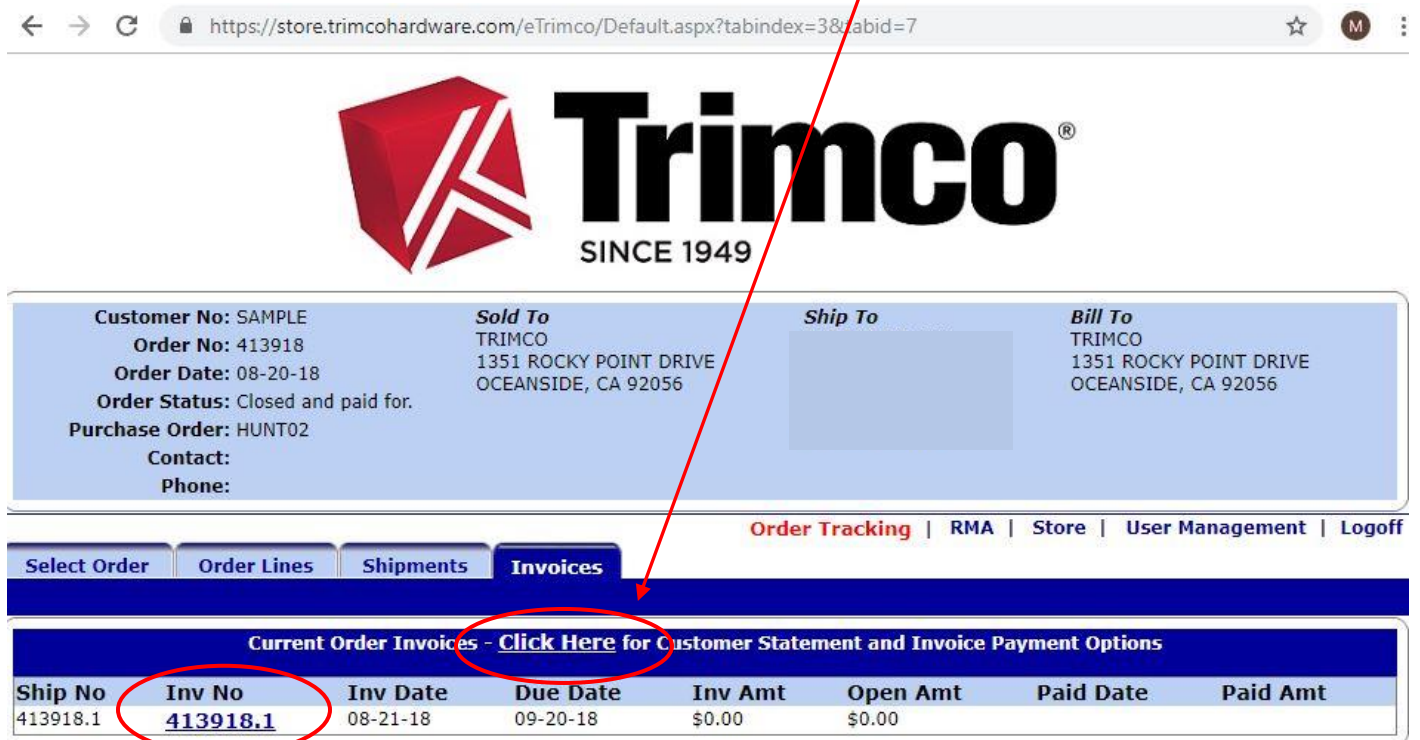
Shipments						
Shipment	Whse	Ship Date	Ship Via	Status	Tracking Number	
413918.1	1351 ROCKY POINT DRIVE	08-21-18	FEDEX GROUND	Shipped.	<b>433820681110</b>	
Part Number	Description	Ship Qty				
562-4.630	DRAWER PULL 4" CTC	1				

No open items

From this page, you can also **click** “**Invoices**”. This will to direct you to the following tab:



8. Once you have landed on the *Invoices* tab, you can click “[Click Here](#)” to see the Customer Statement and Invoice Payment Options.

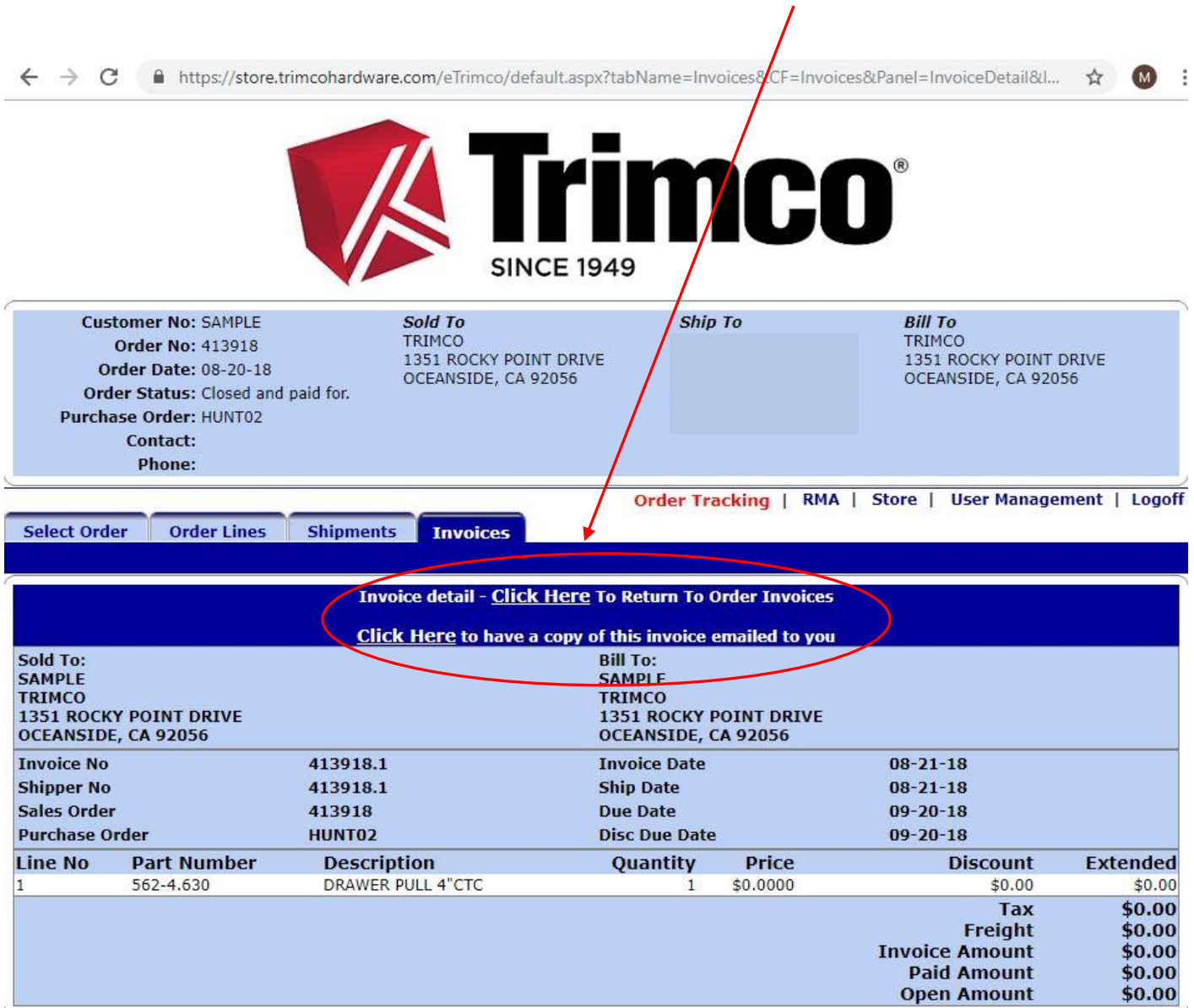


The screenshot shows the Trimco online store interface. At the top, there is a navigation bar with the Trimco logo and the text "SINCE 1949". Below this, there is a section for customer and order information, including "Customer No: SAMPLE", "Order No: 413918", "Order Date: 08-20-18", "Order Status: Closed and paid for.", "Purchase Order: HUNT02", "Contact:", and "Phone:". To the right, there is a "Sold To" section with the address "TRIMCO, 1351 ROCKY POINT DRIVE, OCEANSIDE, CA 92056" and a "Bill To" section with the same address. Below this, there is a navigation bar with tabs for "Select Order", "Order Lines", "Shipments", and "Invoices". The "Invoices" tab is selected. Below the navigation bar, there is a section titled "Current Order Invoices - [Click Here](#) for Customer Statement and Invoice Payment Options". Below this, there is a table of invoices.


Ship No	Inv No	Inv Date	Due Date	Inv Amt	Open Amt	Paid Date	Paid Amt
413918.1	<a href="#">413918.1</a>	08-21-18	09-20-18	\$0.00	\$0.00		

You can also click on the “**Inv No**” (Invoice Number) to take you to the following *Invoice* page, which shows all available details for the chosen Invoice Number.

9. Once you land on the detailed *Invoices* page, you can return to the previous page or get a copy of the chosen invoice emailed to you by clicking on either of the “Click Here” options.



Browser address bar: <https://store.trimcohardware.com/eTrimco/default.aspx?tabName=Invoices&CF=Invoices&Panel=InvoiceDetail&l...>



**Customer No:** SAMPLE  
**Order No:** 413918  
**Order Date:** 08-20-18  
**Order Status:** Closed and paid for.  
**Purchase Order:** HUNT02  
**Contact:**  
**Phone:**

**Sold To**  
 TRIMCO  
 1351 ROCKY POINT DRIVE  
 OCEANSIDE, CA 92056

**Ship To**

**Bill To**  
 TRIMCO  
 1351 ROCKY POINT DRIVE  
 OCEANSIDE, CA 92056

[Order Tracking](#) | [RMA](#) | [Store](#) | [User Management](#) | [Logoff](#)

**Select Order** | **Order Lines** | **Shipments** | **Invoices**

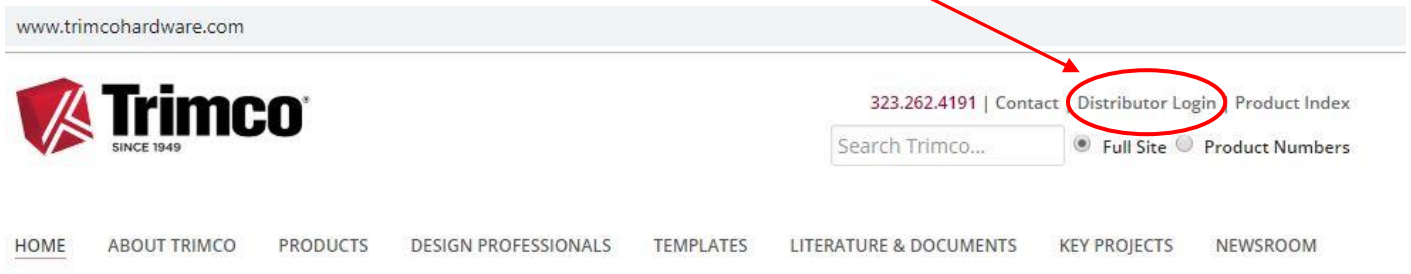
**Invoice detail - [Click Here To Return To Order Invoices](#)**  
**[Click Here to have a copy of this invoice emailed to you](#)**

<b>Sold To:</b> SAMPLE TRIMCO 1351 ROCKY POINT DRIVE OCEANSIDE, CA 92056		<b>Bill To:</b> SAMPLE TRIMCO 1351 ROCKY POINT DRIVE OCEANSIDE, CA 92056	
<b>Invoice No</b>	413918.1	<b>Invoice Date</b>	08-21-18
<b>Shipper No</b>	413918.1	<b>Ship Date</b>	08-21-18
<b>Sales Order</b>	413918	<b>Due Date</b>	09-20-18
<b>Purchase Order</b>	HUNT02	<b>Disc Due Date</b>	09-20-18

Line No	Part Number	Description	Quantity	Price	Discount	Extended	
1	562-4.630	DRAWER PULL 4"CTC	1	\$0.0000	\$0.00	\$0.00	
						<b>Tax</b>	<b>\$0.00</b>
						<b>Freight</b>	<b>\$0.00</b>
						<b>Invoice Amount</b>	<b>\$0.00</b>
						<b>Paid Amount</b>	<b>\$0.00</b>
						<b>Open Amount</b>	<b>\$0.00</b>

# -Online Store Purchasing-

1. To use our online store, you need to visit our website at: <http://www.trimcohardware.com/>. Once you are at the home page, **click** on the tab that says: “**Distributor Login**”.



2. Now you will come to the following window. At this point, you want to enter your Email address and Password. Then **click** “**Log In**”.  
If you do not have login credentials and are a Trimco Customer, please call the number shown below to register for a username and password or **click** on “**click here**” to see a list of representatives in your area to contact for registration.





- After entering your Email address and Password, you will come to the next page which may contain important general information about shipping and ordering from our Online Store. After reading the post-login page, **click** on “ENTER SITE”.

← → ↻ <https://store.trimcohardware.com/eTrimco/Start.htm> ☆ M ⋮

## PLEASE READ BEFORE PLACING AN ORDER!

### Important Notes

- There is a \$50.00 net minimum per invoice to one location for orders placed online.
- Quantities shown are what is currently in stock. If the quantity needed exceeds this amount, your order will be shipped within the standard lead-time or you can request "Ship & Backorder" when placing your order.
- Only standard products are available online. Orders for custom items or modifications to standard product must be sent to the factory.
- Standard pricing applies to online orders. Quoted jobs must be sent to the factory.
- If the finish required is not listed, please send the order to the factory.
- 2% discount is applied immediately to each line item, once the order is entered.
- Full freight allowed on orders totaling \$1,000.00 or more net billing, within the Continental United States only, on a carrier selected by Trimco.** **Canada** - Trimco pays all freight on all orders of \$2,500 or more. **Hawaii** - Trimco pays freight on all orders of \$2,000 or more, this includes ocean and delivery charges. Orders of less than \$2,000, customer pays all freight charges. **Mexico** - Trimco pays freight on all orders of \$1,000 or more (up to the U.S. border); customer will pay balance from there on. **Puerto Rico** - Trimco pays ground, ocean and island delivery on all orders of \$2,500 or more. Orders @ \$1,000 to \$2,499, Trimco pays ground continental US only & customer pays ocean and island charges. Less than \$1,000, customer pays all freight charges. **Others - Europe, Saudia Arabia, Japan, England, India, China, Egypt, etc., CUSTOMER PAYS ALL FREIGHT CHARGES.**
- All items come with standard fasteners. Any product requiring special fasteners, such as Torx security or spanner head security screws, should be ordered from the factory. Exception - Stainless steel (630) kick plates can be ordered with Torx security screws or spanner head security screws.

### Kick, Mop, & Armor Plates

- Please note that the following packaging charges apply:

\$5.00 for less than 5 kick/mop plates

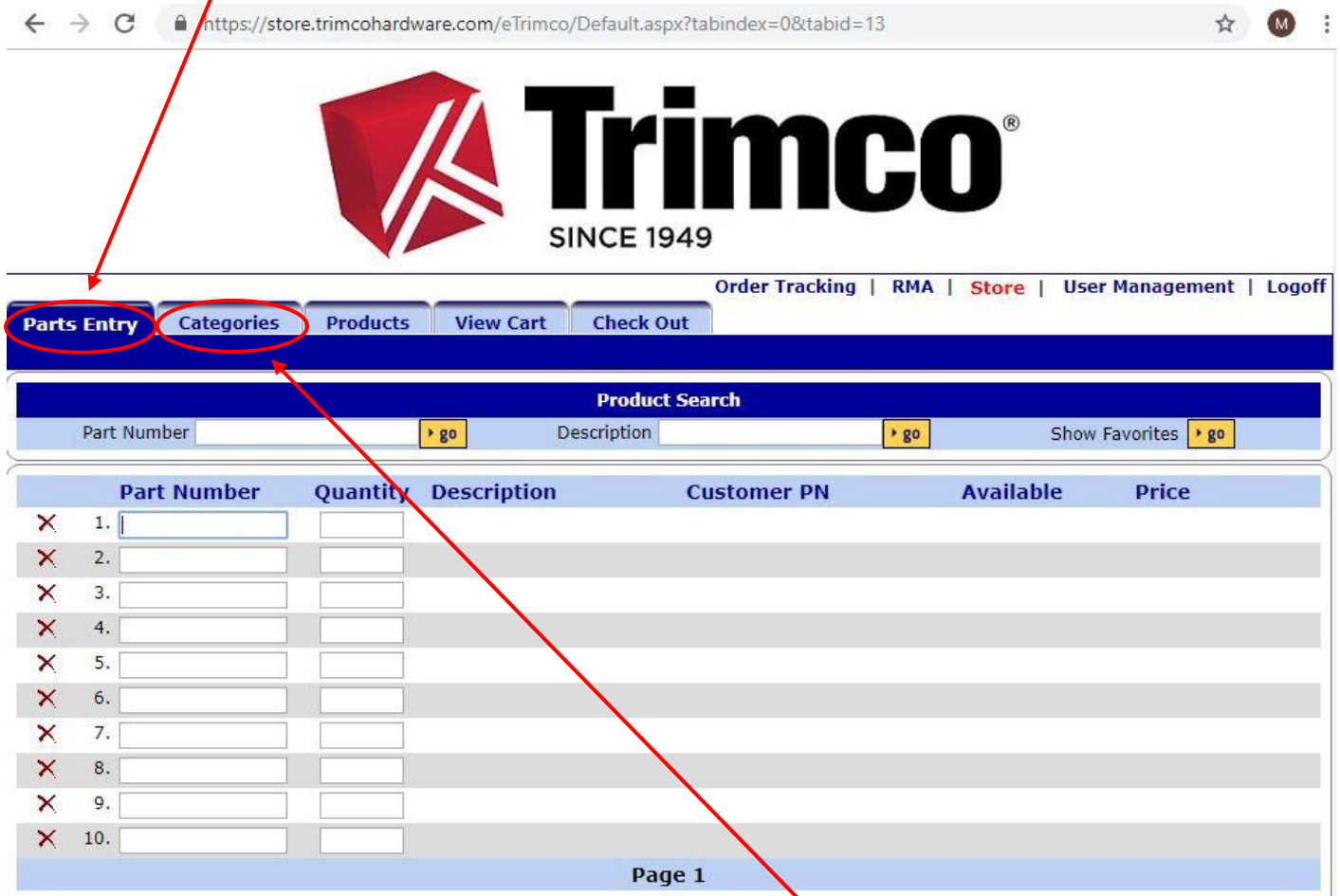
\$15.00 for less than 3 armor plates

These charges will be added to your order after it is submitted to customer service if they apply.

- Special size kick plates are available with a delivery of approximately 5 working days.
- Prices for kick, mop & armor plates reflects Trimco's standard beveled 4 edges. There is an up-charge for Heavy B4E.
- When ordered with Torx security screws or spanner head security screws, please add for these using the following as item numbers for the different size plates.
  - TORX-MP.0 = Plates less then 12" - \$7.00 net per plate
  - TORX-KP-1.0 = Plates from 12" to 17" high - \$9.00 net per plate
  - TORX-AP-1.0 = Plates from 17" to 24" high - \$12.00 net per plate
  - TORX-AP-2.0 = Plates from 24" to 48" high - \$16.00 net per plate
  - SPANNER-MP.0 = Plates less then 12" high - \$3.50 net per plate
  - SPANNER-KP-1.0 = Plates from 12" to 17" high - \$5.00 net per plate
  - SPANNER-AP-1.0 = Plates from 17" to 24" high - \$6.00 net per plate
  - SPANNER-AP-2.0 = Plates from 24" to 48" high - \$9.00 net per plate

**[ENTER SITE](#)**

- Once you have logged in, you will land on the following *Store* page. This page will have a tab open called *Parts Entry*. On this page, you can start placing an order by entering a Part Number and a Quantity.



Order Tracking | RMA | **Store** | User Management | Logoff

**Parts Entry** | **Categories** | Products | View Cart | Check Out

**Product Search**

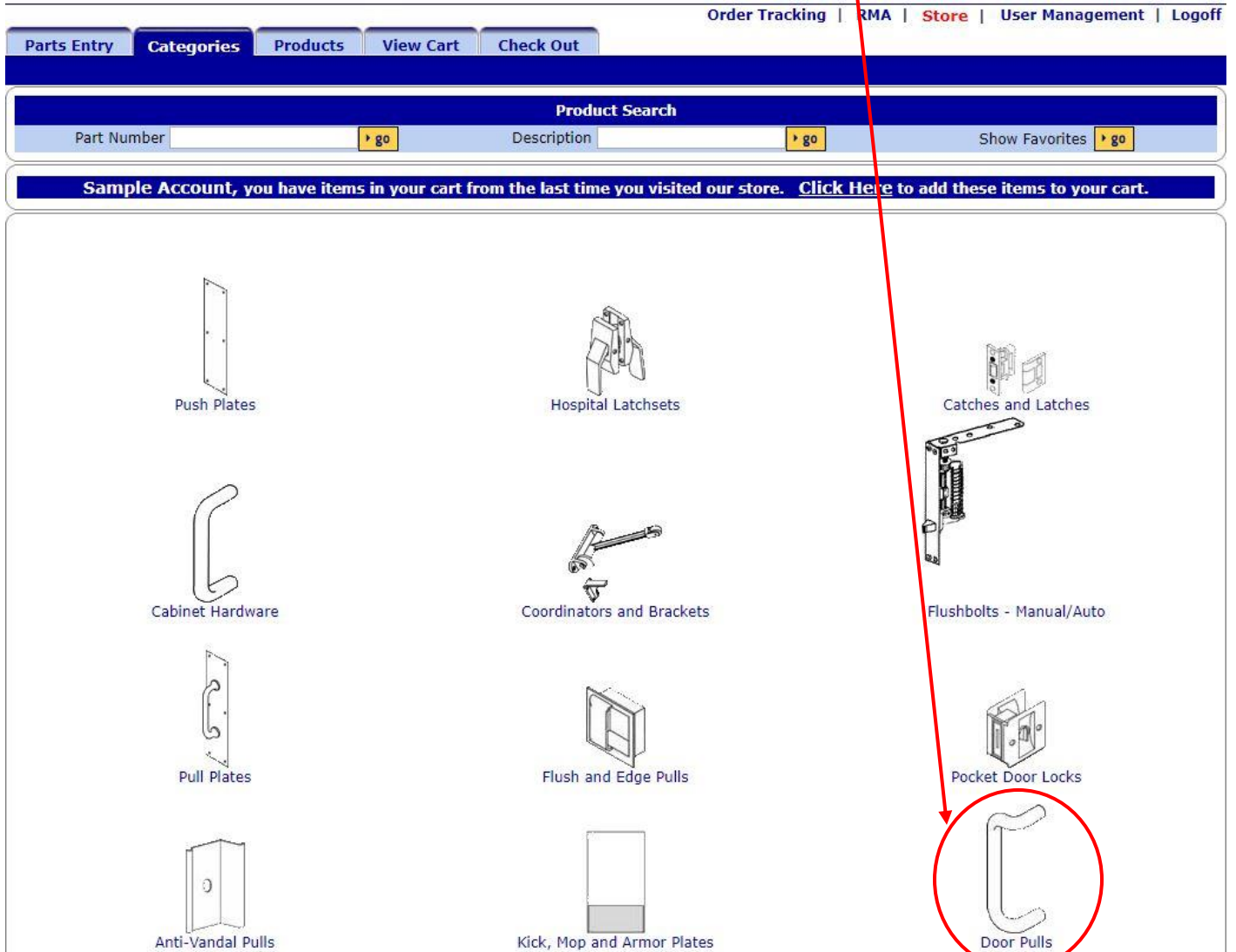
Part Number   Description   Show Favorites

	Part Number	Quantity	Description	Customer PN	Available	Price
X	1.	<input type="text"/>	<input type="text"/>			
X	2.	<input type="text"/>	<input type="text"/>			
X	3.	<input type="text"/>	<input type="text"/>			
X	4.	<input type="text"/>	<input type="text"/>			
X	5.	<input type="text"/>	<input type="text"/>			
X	6.	<input type="text"/>	<input type="text"/>			
X	7.	<input type="text"/>	<input type="text"/>			
X	8.	<input type="text"/>	<input type="text"/>			
X	9.	<input type="text"/>	<input type="text"/>			
X	10.	<input type="text"/>	<input type="text"/>			

Page 1

If you do not know the part numbers for your order, you can click “Categories” to browse Trimco’s products by category.

4. When you land on the *Categories* tab, you will see all available categories of Trimco products. When you decide which product you are searching for, click on the corresponding category. This will open all available products from the chosen category. As an example, we will click on “**Door Pulls**”.

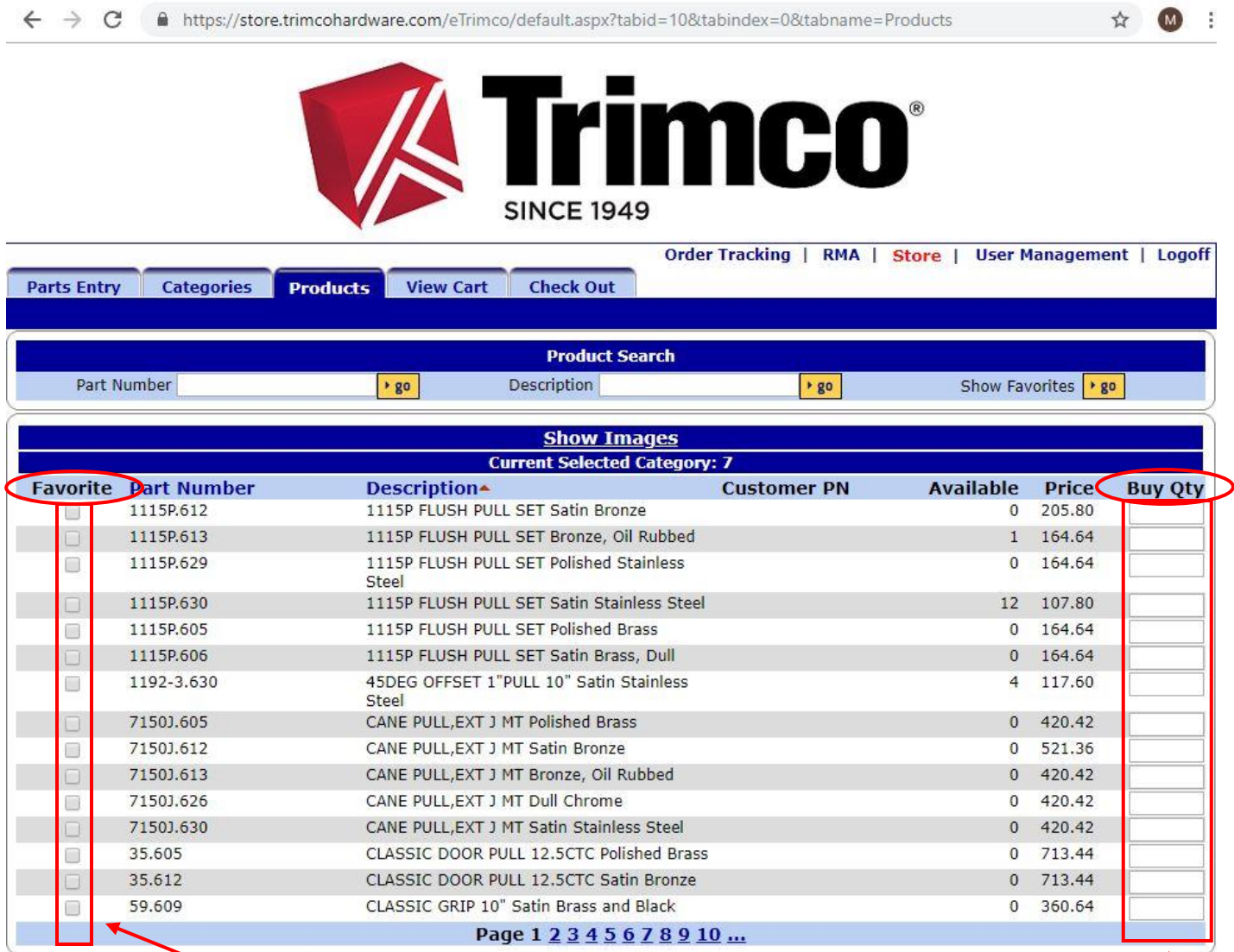


The screenshot shows the Trimco online store interface. At the top right, there are links for [Order Tracking](#), [RMA](#), [Store](#), [User Management](#), and [Logoff](#). Below these is a navigation bar with tabs for [Parts Entry](#), [Categories](#) (selected), [Products](#), [View Cart](#), and [Check Out](#). A **Product Search** bar contains input fields for **Part Number** and **Description**, each with a **go** button, and a **Show Favorites** button with a **go** button. A blue banner below the search bar reads: **Sample Account, you have items in your cart from the last time you visited our store. [Click Here](#) to add these items to your cart.**

The main content area displays a grid of product categories, each with a line drawing and a label: **Push Plates**, **Hospital Latchsets**, **Catches and Latches**, **Cabinet Hardware**, **Coordinators and Brackets**, **Flushbolts - Manual/Auto**, **Pull Plates**, **Flush and Edge Pulls**, **Pocket Door Locks**, **Anti-Vandal Pulls**, **Kick, Mop and Armor Plates**, and **Door Pulls**. The **Door Pulls** category is circled in red, and a red arrow points from the text in the instruction above to this category.



6. Once you have clicked the desired category, you will land on a page that details all products within that category. The page for *Door Pulls* is shown below:



Order Tracking | RMA | Store | User Management | Logoff

Parts Entry | Categories | **Products** | View Cart | Check Out

Product Search

Part Number  go Description  go Show Favorites  go

Show Images

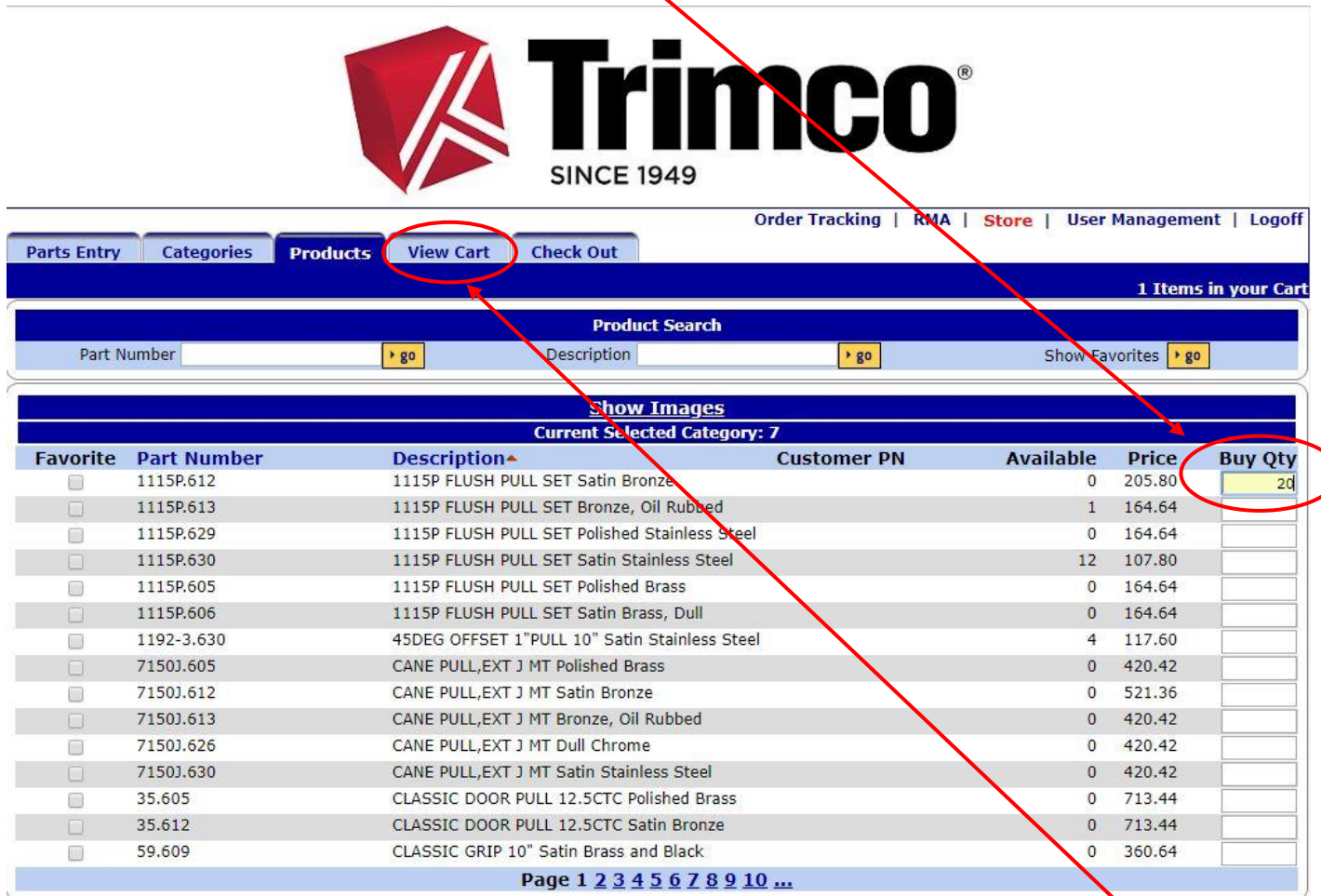
Current Selected Category: 7

<b>Favorite</b>	<b>Part Number</b>	<b>Description</b>	<b>Customer PN</b>	<b>Available</b>	<b>Price</b>	<b>Buy Qty</b>
<input type="checkbox"/>	1115P.612	1115P FLUSH PULL SET Satin Bronze		0	205.80	<input type="text"/>
<input type="checkbox"/>	1115P.613	1115P FLUSH PULL SET Bronze, Oil Rubbed		1	164.64	<input type="text"/>
<input type="checkbox"/>	1115P.629	1115P FLUSH PULL SET Polished Stainless Steel		0	164.64	<input type="text"/>
<input type="checkbox"/>	1115P.630	1115P FLUSH PULL SET Satin Stainless Steel		12	107.80	<input type="text"/>
<input type="checkbox"/>	1115P.605	1115P FLUSH PULL SET Polished Brass		0	164.64	<input type="text"/>
<input type="checkbox"/>	1115P.606	1115P FLUSH PULL SET Satin Brass, Dull		0	164.64	<input type="text"/>
<input type="checkbox"/>	1192-3.630	45DEG OFFSET 1"PULL 10" Satin Stainless Steel		4	117.60	<input type="text"/>
<input type="checkbox"/>	7150J.605	CANE PULL,EXT J MT Polished Brass		0	420.42	<input type="text"/>
<input type="checkbox"/>	7150J.612	CANE PULL,EXT J MT Satin Bronze		0	521.36	<input type="text"/>
<input type="checkbox"/>	7150J.613	CANE PULL,EXT J MT Bronze, Oil Rubbed		0	420.42	<input type="text"/>
<input type="checkbox"/>	7150J.626	CANE PULL,EXT J MT Dull Chrome		0	420.42	<input type="text"/>
<input type="checkbox"/>	7150J.630	CANE PULL,EXT J MT Satin Stainless Steel		0	420.42	<input type="text"/>
<input type="checkbox"/>	35.605	CLASSIC DOOR PULL 12.5CTC Polished Brass		0	713.44	<input type="text"/>
<input type="checkbox"/>	35.612	CLASSIC DOOR PULL 12.5CTC Satin Bronze		0	713.44	<input type="text"/>
<input type="checkbox"/>	59.609	CLASSIC GRIP 10" Satin Brass and Black		0	360.64	<input type="text"/>

Page 1 2 3 4 5 6 7 8 9 10 ...

On this page you can **click** to check a box and add a product as a “Favorite”. You can also enter a “Buy Qty” to add the desired quantity of a product to your *Cart*.

7. As an example, we entered a quantity of **20** – for the product “1115P FLUSH PULL SET” with a Satin Bronze Finish.



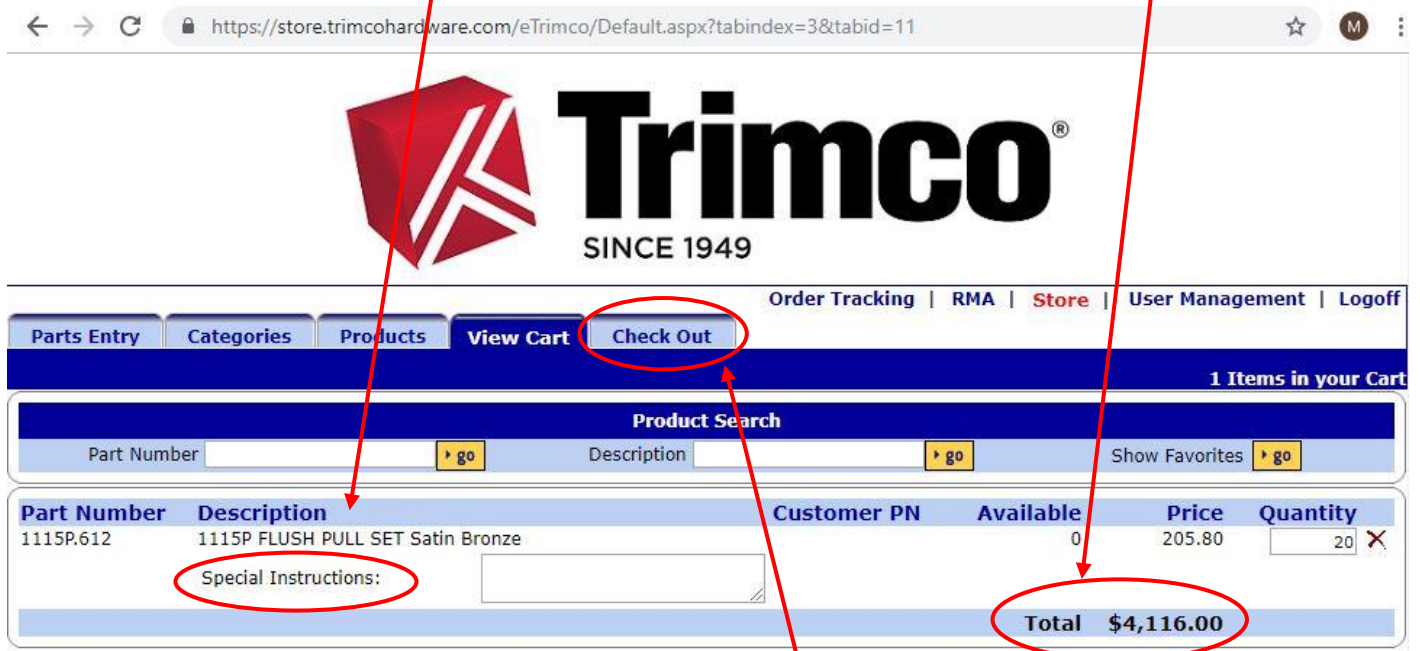
The screenshot shows the Trimco website interface. At the top, the Trimco logo and 'SINCE 1949' are displayed. Below the logo, there are navigation tabs: 'Parts Entry', 'Categories', 'Products', 'View Cart', and 'Check Out'. The 'View Cart' tab is circled in red. To the right of the tabs, there are links for 'Order Tracking', 'RMA', 'Store', 'User Management', and 'Logoff'. Below the navigation, a blue banner indicates '1 Items in your Cart'. Underneath, there is a 'Product Search' section with input fields for 'Part Number' and 'Description', and a 'Show Favorites' section. The main content area is titled 'Show Images' and 'Current Selected Category: 7'. It contains a table with the following columns: Favorite, Part Number, Description, Customer PN, Available, Price, and Buy Qty. The 'Buy Qty' column for the first row, '1115P.612 1115P FLUSH PULL SET Satin Bronze', has the number '20' entered in a yellow box, which is also circled in red. A red arrow points from the number '20' in the text above to this input field. At the bottom of the table, there is a pagination bar showing 'Page 1 2 3 4 5 6 7 8 9 10 ...'.

Favorite	Part Number	Description	Customer PN	Available	Price	Buy Qty
<input type="checkbox"/>	1115P.612	1115P FLUSH PULL SET Satin Bronze		0	205.80	20
<input type="checkbox"/>	1115P.613	1115P FLUSH PULL SET Bronze, Oil Rubbed		1	164.64	
<input type="checkbox"/>	1115P.629	1115P FLUSH PULL SET Polished Stainless Steel		0	164.64	
<input type="checkbox"/>	1115P.630	1115P FLUSH PULL SET Satin Stainless Steel		12	107.80	
<input type="checkbox"/>	1115P.605	1115P FLUSH PULL SET Polished Brass		0	164.64	
<input type="checkbox"/>	1115P.606	1115P FLUSH PULL SET Satin Brass, Dull		0	164.64	
<input type="checkbox"/>	1192-3.630	45DEG OFFSET 1" PULL 10" Satin Stainless Steel		4	117.60	
<input type="checkbox"/>	7150J.605	CANE PULL,EXT J MT Polished Brass		0	420.42	
<input type="checkbox"/>	7150J.612	CANE PULL,EXT J MT Satin Bronze		0	521.36	
<input type="checkbox"/>	7150J.613	CANE PULL,EXT J MT Bronze, Oil Rubbed		0	420.42	
<input type="checkbox"/>	7150J.626	CANE PULL,EXT J MT Dull Chrome		0	420.42	
<input type="checkbox"/>	7150J.630	CANE PULL,EXT J MT Satin Stainless Steel		0	420.42	
<input type="checkbox"/>	35.605	CLASSIC DOOR PULL 12.5CTC Polished Brass		0	713.44	
<input type="checkbox"/>	35.612	CLASSIC DOOR PULL 12.5CTC Satin Bronze		0	713.44	
<input type="checkbox"/>	59.609	CLASSIC GRIP 10" Satin Brass and Black		0	360.64	

After you enter a quantity of the desired product on the right-hand side shown below, you can **click** on the “**View Cart**” tab to view the products and quantities of each product.

8. You will now land on the following *View Cart* tab, where you can view all products and quantities of each product in your cart. This page will also show a **“Total”** at the bottom right of the page.

You can also enter **“Special Instructions”** for Trimco on each product order.



https://store.trimcohardware.com/eTrimco/Default.aspx?tabindex=3&tabid=11

Order Tracking | RMA | Store | User Management | Logoff

Parts Entry | Categories | Products | **View Cart** | **Check Out**

1 Items in your Cart

Product Search

Part Number  go Description  go Show Favorites  go

Part Number	Description	Customer PN	Available	Price	Quantity
1115P.612	1115P FLUSH PULL SET Satin Bronze		0	205.80	20 X

Special Instructions:

**Total \$4,116.00**

To proceed with the desired order in your *Cart*, click **“Check Out”**



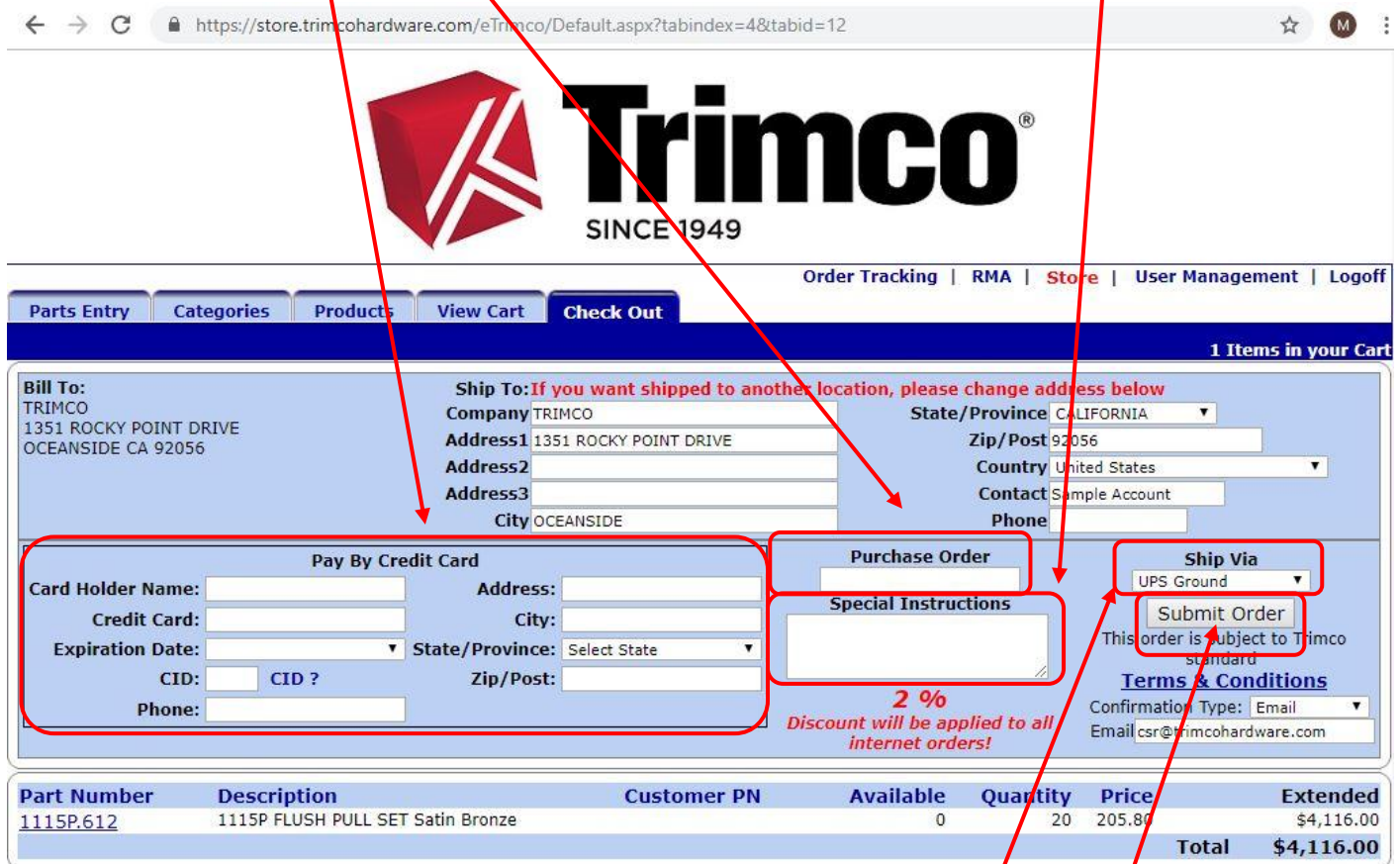
- On the following *Check Out* page, you will need to fill all necessary information to complete your order.

Shipping address is necessary to complete the order. Trimco’s online store does not require you to pay for the order immediately, however, you may choose to pay immediately by entering a credit card number in the **“Pay By Credit Card”** section. Another payment option is to enter a purchase order number in the **“Purchase Order”** section.

Both **Payment Options** are shown in the following image.

If you have comments about the order, you can **input** **“Special Instructions”** for the order here as well.

*\*Credit Card payments will include a **3% fee** and **freight will be charged separately.***



Order Tracking | RMA | Store | User Management | Logoff

1 Items in your Cart

**Bill To:**  
TRIMCO  
1351 ROCKY POINT DRIVE  
OCEANSIDE CA 92056

**Ship To:** *If you want shipped to another location, please change address below*  
Company TRIMCO  
Address1 1351 ROCKY POINT DRIVE  
Address2  
Address3  
City OCEANSIDE  
State/Province CALIFORNIA  
Zip/Post 92056  
Country United States  
Contact Sample Account  
Phone

**Pay By Credit Card**  
Card Holder Name:   
Credit Card:   
Expiration Date:  CID:  CID ?  
Address:   
City:   
State/Province: Select State  
Zip/Post:   
Phone:

**Purchase Order**

**Special Instructions**

**Ship Via**  
UPS Ground  
Submit Order

This order is subject to Trimco standard [Terms & Conditions](#)  
Confirmation Type: Email  
Email [csr@trimcohardware.com](mailto:csr@trimcohardware.com)

**2 %**  
*Discount will be applied to all internet orders!*

Part Number	Description	Customer PN	Available	Quantity	Price	Extended
1115P.612	1115P FLUSH PULL SET Satin Bronze		0	20	205.80	\$4,116.00
<b>Total</b>						<b>\$4,116.00</b>

You can open a dropdown menu for shipping options by **clicking** under **“Ship Via”**

This should be done to ensure the desired shipping method before **clicking** **“Submit Order”**, which is the final step before completing your purchase.